

Classroom Management

for education and training

Scan here to learn more!



Key features

- ✓ New user interface plus new and enhanced features with version 15
- ✓ Graded user modes for teachers
- ✓ Real-time instruction tools
- ✓ Student screen monitoring
- ✓ Testing and assessment tools
- ✓ Language Lab module
- ✓ Internet and application metering
- ✓ Digital journals of lesson content
- ✓ Teacher, TA and Student apps
- ✓ File/folder collection and distribution
- ✓ Teacher and student screen sharing
- ✓ Virtual whiteboard
- ✓ Lock and blank students' screens
- ✓ Student feedback mode
- ✓ Reset students' system passwords
- ✓ Plus much more!

NetSupport School is our award-winning, market-leading classroom software solution. It supports teachers with a wealth of dedicated assessment, monitoring, collaboration and control features to boost student engagement and learning outcomes.




Real-time instruction



Show your screen or a student's screen to the rest of the class, broadcast video files and replay files (previous screen recordings), and even leave a recording of your 'Show' on the student's PC for future review.


Interact audibly with students while demonstrating a topic and deliver presentations optimised for wired/wireless classrooms and more, to keep learning interactive and engaging.

Screen highlighter and virtual whiteboard



Enjoy a wealth of screen annotation tools to aid in presenting. Includes line tools, arrows, shapes, text highlighters and more. Use these with the integrated virtual whiteboard to encourage collaboration within the classroom.

Student Journal



All useful and appropriate items relating to a lesson can be captured and automatically included in a PDF for students to access and review post-lesson.

Internet co-browse



Open selected websites and synchronise these with the browser on each student's PC. As a teacher navigates across a website, the students' PCs will follow.

Group leaders




A nominated student can be assigned certain tutor rights and act as a group leader until such privileges are revoked.

Monitor students' screens



Monitor students' screens (even dual monitors) in a single view, overlay additional information (including active application or active website) and more, to monitor progress and engagement.

Internet metering and control



Monitor all students' internet usage and even view background websites open on all PCs. Allow/restrict access to specific websites, open and close websites on selected PCs and more, to help keep students on task.

Real-time keyboard monitoring



During a lesson, while all students are working using any approved application, the teacher can monitor the entire class and see quickly and easily their typed content and activity levels. There are also "target" keywords for tracking understanding and a full history of keyboard usage by student and application.

Real-time audio monitoring



Ideally suited for the modern foreign languages classroom, listen to and monitor students' audio, record audio to file or simply chat or engage with each student individually without disrupting the lesson.

Tutor and Tutor Assistant apps



Install the free Windows 10 Tutor app on Windows tablets and touch-enabled devices to access classroom and Office 365 apps, integrate with OneDrive for sharing classroom resources, and more. Plus, the free Tutor Assistant app (Apple iOS and Android devices only) enables teachers to control and monitor all students' workstations while moving around the classroom.

Connections



Flexible range of connection methods to student devices, including SIS integration (ClassLink OneRoster and Google Classroom).

User modes



Teachers can choose from three user modes (Easy, Intermediate and Advanced) to make features accessible to suit their level of edtech confidence.

Classroom management



Power on/off all or selected devices (even those not logged on) and log in/log out all classroom devices. Lock and blank students' screens, reset students' system passwords without IT support, use layouts (so the teacher's PC represents the layout of the physical classroom) and print out student registers with custom icons for each student – for easy classroom management.

Student feedback



Teachers can choose between several visual options to gauge feedback from the students, helping to capture how they feel, their confidence in a topic and whether they need extra support.

Printer and device management



Prevent students from printing in the classroom and limit printer use by number of pages. Manage USB devices, disable webcams and more, for extra security.

Hand out and collect work



Easily distribute files and folders to students' devices and collect back at the end of the lesson – saving time and effort!

Student surveys



NetSupport School allows a tutor to create surveys using pre-supplied or custom responses. The tutor can also instantly see all student responses and a summary of the class – great for a quick-fire poll.

Student testing and quiz



Create quizzes to test their knowledge quickly and easily. Use up to 8 different question styles, auto-mark the test results, deliver the results back to individual students/the class – and so much more!

Question and Answer (Q&A) Module

The Q&A Module allows a teacher to verbally ask questions to the class as well as award points to individuals and/or teams. Options include:

First to answer

The teacher can choose the 'top x' fastest responders and the quickest student is asked for their answer. If incorrect, you can bounce it to the next student.



Enter an answer

The teacher enters the answer to a question in advance and students are prompted for their responses.



Pot luck and team modes

Students can be selected at random to answer, or team play can be introduced.



Peer assessment

Students give feedback to their classmate's response, i.e. they indicate if the answer given was correct or incorrect.



NetSupport School also provides a comprehensive “Tech Console” specifically for school IT technicians to ensure devices are managed and maintained so they are always available for teaching.



Using the Tech Console, you can:

Monitor school devices, monitor and apply application and internet restrictions that are “always on”, access a full hardware and software inventory summary for a selected PC (including hotfixes), conduct a chat with one or multiple students or teachers – plus, use remote control, power management and more, to maximise school technology.

NetSupport School contains a wealth of security features to ensure its correct and authorised use. These include:



- ✓ A unique security key to make your copy incompatible with other copies.
- ✓ Restricted connectivity to only systems carrying a matching software licence.
- ✓ Use AD profiles to limit which users are able to use the tutor or tech tools.
- ✓ Use AD profiles to force configurations for both tutor and student.
- ✓ Control the access and use of portable media devices within the classroom.
- ✓ Plus much more!

Discover our other solutions...



Classroom Instruction, Online Safety and IT Management

classroom.cloud is our 3-in-1 award-winning solution, built on impact and evidence. It provides simple yet essential tools for flexible instruction, online safety, and IT management – in any setting.

classroom.cloud



IT Management with Online Safety

Track, monitor, manage and maximise your edtech investment all from one central point, whilst creating a safe learning environment with proactive and reactive online safety tools.

www.netsupportdna.com



System requirements

To see the system requirements, go to: www.netsupportschool.com/download/